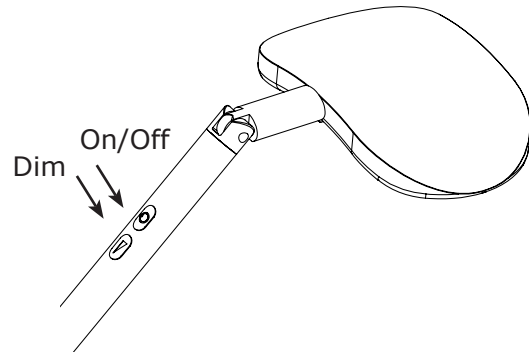

On/Off and Dimming

To dim the Astra, hold down the Dim button until the desired light level is achieved. Once it dims past the lowest level the light will turn off.

When dimmed, to return to full power, press the On/Off button once.

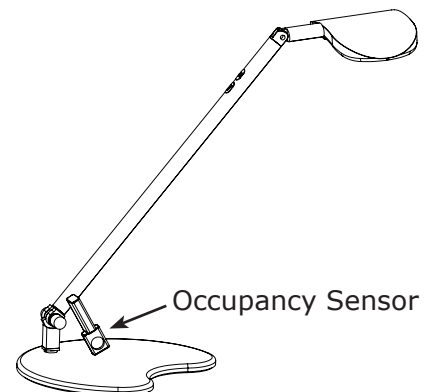
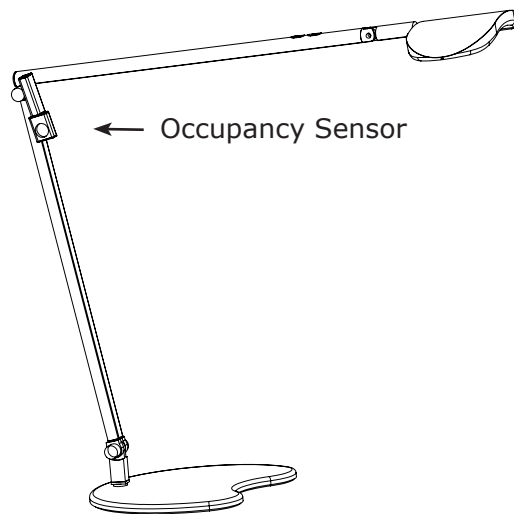
For use with Occupancy Sensor, see below.



Occupancy Sensor instructions

Rotate Occupancy Sensor so that lensed portion faces towards you. To use the Occupancy Sensor, you must first turn the Astra on. When light is turned on, the Occupancy Sensor will automatically turn off the light if it detects no movement for 15 minutes. When the sensor detects motion, it will turn the light on to its last setting.

To manually turn off the light, press the On/Off button. To turn the light back on you must use the On/Off button again. Once on, the Occupancy Sensor will then be in effect.



Notes

If attaching light to adjustable height worksurface, raise worksurface to maximum height before positioning fixture to ensure that cord will reach the outlet when worksurface is raised.

If the light turns off unexpectedly and will not turn back on, locate connectors in power cord. Pull apart and reconnect. Check to be sure transformer is completely plugged in to the electric outlet.