



## STREAMLINED & INDEPENDENT

The Willow Dual-Wide is designed to support two lightweight monitors weighing from 1-14 pounds. The single mount design features two arms that move independently to enable users to share one screen while keeping the second private.

Willow Dual-Wide's streamlined design features a high performance spring and parallel link that keep monitors perfectly balanced while providing easy vertical adjustment.

Willow Dual-Wide is available with a C-Clamp or Grommet mount and comes with a 10 year warranty ensuring years of reliable performance and adjustability.



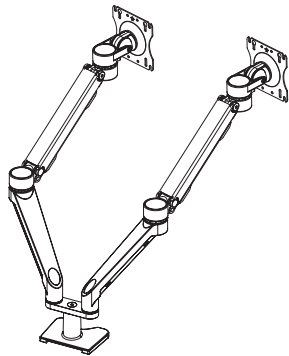
VESA quick release for easy installation.



Neatly stow cords under both arms.

# WILLOW™ DUAL-WIDE

Products listed on this page are available through GSA Contract GS-28F-0030S SIN #711-2 (Schedule 71).

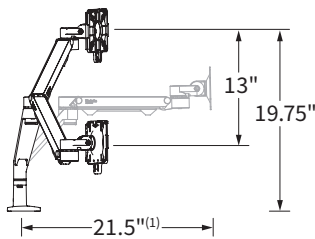


- Supports: Two 1–14 lb. monitors
- Maximum monitor height: 13.5" (full range of motion)
- Maximum monitor width: 32" (with some loss of reach)<sup>(1)</sup>
- Vertical articulation: 13"
- Forward reach: 21.5" <sup>(1)</sup>
- Collapsible: Down to 4.25"
- Tilt range: 135° (+45°/-90°)
- Pivot: 180° (+/-90°)
- Rotation: 360° (portrait to landscape)
- Monitor pattern: Standard VESA (75 mm & 100 mm)
- Mounts: C-clamp or grommet included
- Available colors: Silver
- Warranty: 10 year

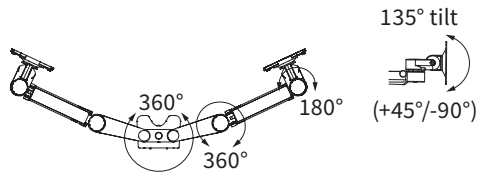
Mounting	Model #
C-Clamp	WA2000-C-S
Grommet	WA2000-G-S

## Specifications

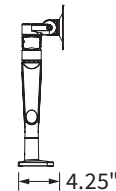
### Horizontal and vertical reach



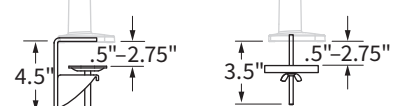
### Tilt and rotation



### Stowed depth



### Mounting clearance



<sup>(1)</sup> Adjustment decreases as monitor width increases on dual arm configurations. Values shown are maximums.