

January, 2010



Color and Trim Options

Sierra Series Workcenters

Sonoma Series Workcenters

Proliftix Workcenters

Adjustable Keyboard Platforms

Monitor Arms

Task Lighting

Height Adjustable Workcenters: Laminate Colors

Classic Collection—Workrite Sierra, Sonoma and Proliftix



White Spectrum
AW785



Vanilla Fiber
AW871



Wheat Fiber
AT991



Manila Linen
AT231



Taupe
ST606



Caramel Crepe
AT111



Coriander Fiber
AT981



IL Palio Papel
AV981



Gateway to the Future
AV100



Opti Gray
SG213



Opti Gray Crepe
AG341



Folkstone Gray
SG241



Hardrock Maple
WM791



Pearwood
WX031



Amber Raffia
AO351



Shaker Cherry
WC521



Oiled Cherry
WC421



Jewel Mahogany
WY351




Black Ashwood
SZ101



Black
SE101


Designer Collection—Workrite Sierra and Sonoma



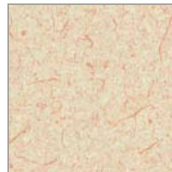
Spa White
S740T




Almond
ST655




Putty Gray
SG209



Oatmeal Fiber
AT101



Beige Crepe
AT251



Cubicle Papel
AG561



Rhinstone Cowboy
AT151



Beige Linen
AT301



Gridlock in LA
PFA51




Sage
SV720




Thyme Fiber
AV721



Streets of San Francisco
PFA54



Pearl of the Orient
AG601



Moonlighting Papel
AG971



Gray Santos
AG291



Negotiating in Geneva
PFA60




Curacao Fiber
AG571




Graveyard of the Atlantic
AG611



Blue Sandstone
AB191



Pepper Fiber
AG581



Star of the West
AT361



Anigre
WX041



Millwork Cherry
WC431



Honey Maple
WM951



Yorkshire Cherry
WC411



Moroccan Fresco
AT121



Sipping Seattle Java
PFA48




Witchcraft
WX421

Thermofoil—Workrite Sierra and Sonoma



Cashmere Fiber
98930



Northern Gray
48395



Studio White Dust
88885



American Natural
98150



Auburn Pear
88898



Hayward Cherry
98120



Clove
90340



Ebony Starlight
89865

Height Adjustable Workcenters: Trim Option

Metal Finishes

Sierra Series



Sierra Silver
S



Charcoal
C

Sonoma Series



Silver
S



Graphite
G

Proliftix



Black

Edge Treatments: Classic & Designer Laminates

Standard



Folkstone
01



Opti Gray
03



Soft White
53



Almond
04



HW Brown
05



Black
02

Wedge



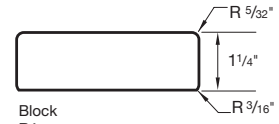
Black
06

Ripple

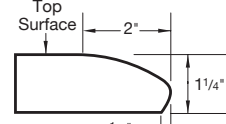


Black
07

Thermofoil Laminates



Block
B1



Cascade
C1

Lead Times:

Classic Collection: 10 working days for quantity 20 or less.

Designer Collection: 20 working days for quantity 10 or less.

Thermofoil: 6 weeks for quantity 50 or less.

Minimum quantity 10 tables per base model number (i.e. SE6030). If ordering a total of 10 or more units with multiple base model numbers, please consult Factory for quote.

Adjustable Keyboard Platforms

Workrite Orbit

Platform



Charcoal
C



Cool Gray
G

Palm Support



Charcoal
11



Cool Gray
12

All Others

Platform



Black
B



Light Gray
G

Palm Support



Midnight
25



Dove Gray
26

Monitor Arms

SwingArm & Workrite Poise



Graphite
B



Silver
S

Task Lighting

Dazz—SL



Black
D1



Neutral
N1



Medium Tone
N2



Innertone
G1



Light Gray
G2



Pebble
G4



White
W1

Astra & Verano



Carbon
C



Sterling
S



Winter
W

Note: Due to printing limitations, colors are not guaranteed to be accurately reproduced. For best results, refer to actual finish samples available from your Workrite sales representative or by calling 1.800.959.9675