

# Advantage-Single

Adjustable Keyboards - Preconfigured Systems



Reposition mouse platform on left side using simple tools



Pinnacle 2 Arm provides  $-15^{\circ}$  to  $+10^{\circ}$  tilt



Includes tilt indicator gauge for accurate tilt adjustment



Ergonomically designed knob provides easy tilt adjustment

## Swivel-Out Mouse Platform Ideal for All Users

This system features our Advantage-Single platform with right hand swivel out mouse surface combined with our Pinnacle 2 Value arm. The efficient design of the mouse platform reduces the incidence of lifting and repositioning the mouse, a factor in repetitive stress injuries.

### Adjustability

The Pinnacle 2 adjustable keyboard arm is easy to use and features no-knob, no-lever height adjustment. The dual adjustable lift-assist springs provide optimal balance and smooth movement.

### Adaptable

The  $\frac{1}{4}$ " Ultra-Thin™ phenolic platform minimizes the distance between the forearm and thigh, providing a greater range of ergonomic fit. The Advantage-Single keyboard platform also features the Optimizer™ with built-in document holder and cord manager.

### Functional

The Advantage-Single System is adaptable to fit virtually all workstation shape and size requirements.

### Durability

The Advantage-Single System meets or exceeds the ANSI/BIFMA standards for performance, durability, and cycle testing, and is backed by Workrite's Limited Lifetime Warranty.

At Workrite we believe every body has a right to work comfortably and safely for maximum productivity. You can trust Workrite, as 75% of Fortune 100 companies have, for solutions that fit today's diverse range of workers.

# Advantage-Single Adjustable Keyboards - Preconfigured Systems

All the advantages of our Advantage-Dual system but with only a single mouse platform.

### Keyboard Platform features:

- Model UB-2110RL-25 platform
- Single swivel-out mouse platform stores under keyboard when not in use
- Converts from right to left handed mousing with simple tool
- Mouse-trap keeps mouse in place
- Mouse platforms slide to adjust to Mouse-Forward position for improved comfort
- All Ultra-Thin Platforms include the Optimizer with built-in document holder and integrated cord management
- Removable LeatheRite palm support

### Keyboard Arm features:

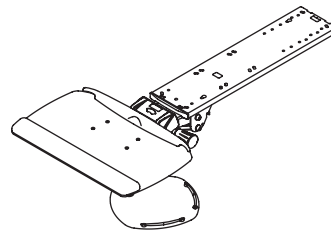
- Pinnacle 2 Value Arm with 17" or 22" nylon glide track
- Height range: flush to 6" below the worksurface
- Tilt range: -15° to +10°
- 360° swivel-easy positioning and storage
- No-knob, no-lever Lift-N-Lock
- Maximum knee clearance
- Tools are required to relocate mouse pad from right to left handed mousing

### LEED Eligibility

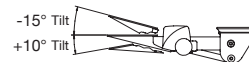
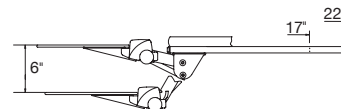
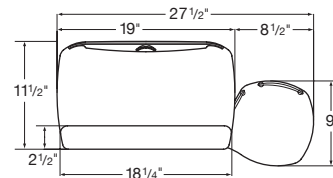
- All Advantage-Single Systems exceed LEED requirement MR4.2 (20% recycled content) and may be eligible for up to 2 points.
- Ultra-Thin platform surface made from GREENGUARD® certified materials

Available in black only

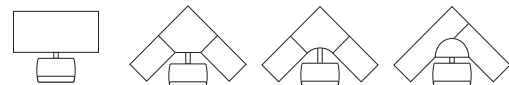
Foam	Track Length	Model #	Weight	LEED ♻️ %
Jel	22"	<b>2144-22J</b>	17	22
Standard	22"	<b>2144-22</b>	17	22
Jel	17"	<b>2144-17J</b>	15	21
Standard	17"	<b>2144-17</b>	15	21



### Dimensions



### Desk Compatibility



Straightaway

Diagonal  
Corner 17" or  
more width

Curved Corner  
18" or more  
radius

90° converted  
with 179CCD  
or 179CR



©2009 Workrite Ergonomics  
All referenced company and product names  
are trademarks, registered trademarks or  
copyrights of their respective holders.

1400204-0409 Subject to change without notice.

Workrite Ergonomics, Inc.  
1450 Technology Lane,  
Petaluma, CA 94954  
www.workriteergo.com  
800.959.9675

**Workrite**  
ergonomics®