

# Standard Platform

Adjustable Keyboards - Preconfigured Systems



*Mouse trap keeps mouse on platform and can be easily moved to either side*



*Pinnacle 2 Arm provides -15° to +10° tilt*



*Includes tilt indicator gauge for accurate tilt adjustment*



*Ergonomically designed knob provides easy tilt adjustment*

## Articulating Keyboard With In-line Mouse Surface

This system features our most popular platform for straightaways combined with the Pinnacle 2™ Value arm. In-line mouse surface provides ability to quickly reverse position of keyboard and pointing device.

### Adjustability

Equipped with a Pinnacle 2 Value adjustable keyboard arm with:

- No-knob, no-lever height adjustment
- Dual adjustable lift-assist springs provide optimal balance and smooth movement

### Durability

The Standard System meets or exceeds the ANSI/BIFMA standards for performance, durability, and cycle testing, and is backed by Workrite's Limited Lifetime Warranty.

# Standard Platform Adjustable Keyboards - Preconfigured Systems

This keyboard system features our best-selling platform for straightaways combined with our Pinnacle 2 Value Arm. In-line mouse surface provides ability to quickly reverse position of keyboard and pointing device.

### Keyboard Platform features:

- Model CB-185-25 platform or CB-485-25 for split-pad version
- Classic 5/8" melamine Platform
- Mouse-trap keeps mouse in place

### Keyboard Arm features:

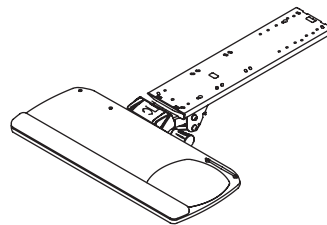
- Pinnacle 2 Value Arm with 17" or 22" nylon glide track
- Height range: flush to 6" below the worksurface
- Tilt range: -15° to +10°
- 360° swivel-easy positioning and storage
- No-knob, no-lever Lift-N-Lock
- Maximum knee clearance

### LEED Eligibility

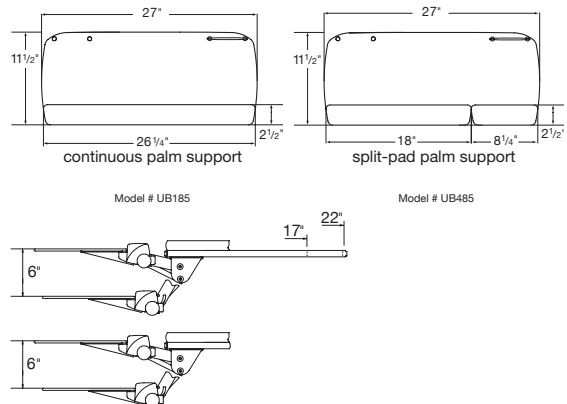
- All Standard Platform Systems exceed LEED requirement MR4.2 (20% recycled content) and may be eligible for up to 2 points.

Available in black only

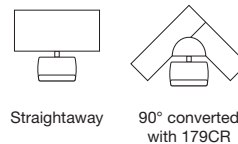
	Foam	Track Length	Model #	Weight	LEED %
Continuous Palm Support	Jel	22"	<b>2151-22J</b>	20	40
	Standard	22"	<b>2151-22</b>	20	40
	Jel	17"	<b>2151-17J</b>	18	40
	Standard	17"	<b>2151-17</b>	18	40
Split-Pad Palm Support	Jel	22"	<b>2191-22J</b>	20	40
	Standard	22"	<b>2191-22</b>	20	40
	Jel	17"	<b>2191-17J</b>	18	40
	Standard	17"	<b>2191-17</b>	18	0



### Dimensions



### Desk Compatibility



©2009 Workrite Ergonomics  
All referenced company and product names are trademarks, registered trademarks or copyrights of their respective holders.

Workrite Ergonomics, Inc.  
1450 Technology Lane,  
Petaluma, CA 94954  
www.workriteergo.com  
800.959.9675

**Workrite**  
ergonomics®