

# DAZZ-SL

task lighting



## SLIM DESIGN AND T5 EFFICIENCY

The Dazz—SL™ under-mount task light features a slim, modern design that integrates seamlessly into any panel system. With T5 fluorescent technology the Dazz—SL is an energy-efficient option providing excellent workspace lighting and energy cost savings.

With 4 lengths, daisy chain, Chicago cord option and 7 metal finishes including Designer White, the Dazz—SL meets the needs of every specification and blends perfectly into your office environment. Paired with our prismatic lens, Dazz—SL provides uniform light distribution.

The Dazz—SL is an amazing value with superior price-for-performance and can contribute to LEED-CI credits MR 4.1 and EA 1.1 with conscientious use of post-consumer recycled content and low energy consumption.

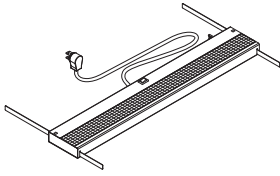


Let work  
come to Life.™

**Workrite**  
ergonomics®

# DAZZ-SL

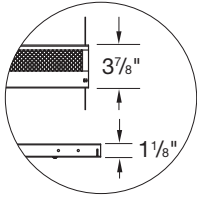
task lighting



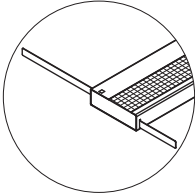
- Energy efficient T5 linear fluorescent lamps and rapid start electronic ballast
- Color temperature: 4100K
- Prismatic acrylic lens for uniform light distribution and UV stabilized reflector
- Slim 1 1/8" profile
- 7 Color options available; refer to "Color and Trim Options" at back
- 13 1/8" x 3/8" spring bars included for installation
- Features slots for wood shelf mounting
- Centrally located rocker switch
- 9' black cord exits from center of unit; jumper cords are 48" on all daisy chain units
- 4 daisy chain units can be installed in a row (5 lights maximum)
- Cord management fittings included
- UL and CUL listed

### Environmental considerations:

- LEED credit eligibility
  - Energy & Atmosphere, EA Credit 1.1
    - Optimize energy performance: lighting power (1-3 points)
  - Materials & Resources, MR Credit 4.1
    - Recycled content: 10% (post-consumer + 1/2 pre-consumer) (1 point)



Slim design and low profile complements most panel systems

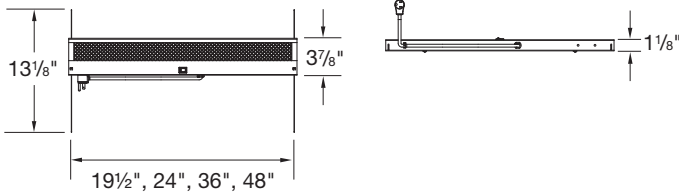


Universal spring bars for quick install are standard



Daisy chain up to 5 lights per power outlet

### Specifications: Horizontal and vertical reach



Finish	Length	Watts <sup>1</sup>	Model	Color <sup>2</sup>	Cord	Weight	LEED % <sup>3</sup>
Black	24	12	GFS-24	D1	S	3	18
	36	14	GFS-36	D1	S	4	16
	48	21	GFS-48	D1	S	5	15
	60	28	GFS-60	D1	S	7	15
All Others	24	12	GFS-24		S	3	18
	36	14	GFS-36		S	4	16
	48	21	GFS-48		S	5	15
	60	28	GFS-60		S	7	15

\* For 108" Chicago cord option, enter code "C" (this option is on GSA contract)

### Daisy Chain Assemblies - all finishes

'Parent'	24	12	GFS-24		P	3	18
	36	14	GFS-36		P	4	16
	48	21	GFS-48		P	5	15
	60	28	GFS-60		P	7	15
'Child'	24	12	GFS-24		J	3	18
	36	14	GFS-36		J	4	16
	48	21	GFS-48		J	5	15
	60	28	GFS-60		J	7	15

(1) Single lamp except 12W which is 2 x 6W

(2) Colors: D1 - Black, N1 - Neutral, N2 - Medium Tone, G1 - Innertone, G2 - Light Gray, G4 - Pebble, W1 - White

Nominal Length	Number of Lamps	Compatible Shelf Width	Actual Fixture Length
24"	2	24"	19 1/2"
36"	1	30" or 36"	24"
48"	1	42" or 48"	36"
60"	1	60"	48"

### Photometrics

Source at 36"

inches	-24	-18	-12	-6	0	6	12	18	24
3	16.5	29.6	44.8	57	61.1	57	44.8	29.6	16.5
9	21.1	39.7	62.4	79.9	86.8	79.9	62.4	39.7	21.1
15	23.6	42.7	65.2	83.2	91.5	83.2	65.2	42.7	23.6
21	22.7	40.2	60.3	76.2	84.1	76.2	60.3	40.2	22.7
27	16.3	27.2	39.7	49.7	53.8	49.7	39.7	27.2	16.3
33	10.1	15.5	21.1	25.4	27.1	25.4	21.1	15.5	10.1

Model # tested: GFS36-D1-S, Lamp: T5, 21W, 34"



Workrite Ergonomics, Inc. 1450 Technology Lane, Petaluma, CA 94954  
www.workriteergo.com 800.959.9675

©2011 Workrite Ergonomics | All referenced company and product names are trademarks, registered trademarks or copyrights of their respective holders.

1400115-0711 Subject to change without notice.

Workrite  
ergonomics®